

Kent School District

8th Grade Course Selection


MEEKER MIDDLE SCHOOL

2024-2025

All students will be placed in Language Arts, Science, Social Studies, Health/Fitness & Math classes automatically. Students will select their elective preference through skyward- student access.

<u>English Language Arts</u> ENG803/ENG804 English 8 ENG809/ENG810 Humanities 8	<u>Social Studies</u> SOC831/SOC832 US History 8 SOC827/SOC828 Humanities 8
<u>Math</u> MAT811/MAT812 Core Math 8 MAT130/MAT131 Pre- Algebra MAT201/MAT202 Algebra MAT203/MAT204 Geometry	<u>Science</u> SCI803/SCI804 Science 8
<u>PE</u> HFIT18/PHY901 Health & Fitness 8/9	<u>Elective</u> ART411 Applications in the Arts BUS002 Computer Essentials FCS801 Food Science NDE801/NDE802 Yearbook (Annual) NDL800/NDL801 Leadership (*Application) NDM004/NDM005 Mentorship- Peer Mediation MUB791/MUB792 Band Intermediate MUB891/MUB892 Band Advanced MUC797/MUC798 Chorus- Mixed MUO791/MUO792 Orchestra Intermediate MUO891/MUO892 Orchestra Advanced TT0800 Robotics

Course selection will be completed in your social studies classes during the week of February 5th



Link to website with course selection information and elective videos.



Course selection will remain open in skyward from February 5 to February 9
Must use student skyward account.

Course Selection in Skyward

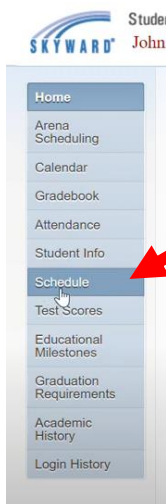
Step 1: Student log into your skyward account.

Username: sn#####

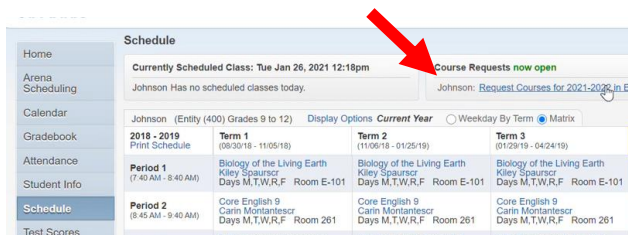
Password: DOB MM/DD/YYYY (default)

Step 2: Click on Schedule

(This will show your current schedule)



Step 3: Click on Request Courses for 20##-20##

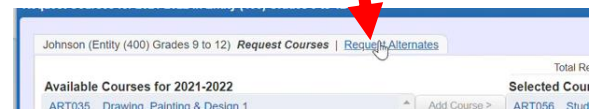


Step 4: Using the Course Selection sheet, locate the elective course(s) only in the Available Course Column. Core classes will be assigned to students. Click on the course to highlight the row. Click Add Course.

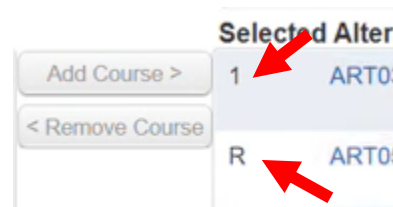


Step 5: The course(s) will appear in the Selected Courses column. Students should have 1.0 credits of electives.

Step 6: Click on Request Alternates to choose alternatives to your top choice electives.



Priority electives will have a "1" next to it and alternate will have an "R".



You can adjust priority of elective courses by using the arrows.



Step 7: You are finished and my close the window. This completes your course selection process.

